

Microsoft SharePoint Designer 2010 Advanced

Course length

2 days

Why come on this course?

In this course you will learn how to enhance your site's corporate branding and data utilisation. You will learn how to extend your SharePoint site's capability to include information from external data sources, and make connections to Business Connectivity Services. You will also learn how to enhance your user interface by creating Data Views and create custom List and Library forms.

You will also learn how to use SharePoint Designer's enhanced features to create custom workflows and publish these as SharePoint solution packages. You will use SharePoint Designer to connect to and display business data, create custom workflows, create branding for your site and export this information for re-use as a SharePoint solution package.

Who is it for?

This course is intended for power users or site administrators who are able to create SharePoint sites, lists, views and web pages in SharePoint Designer 2010 and now want to extend their knowledge of the product to build data driven solutions, add workflow capabilities and brand a SharePoint site. You should have first attended SharePoint Designer 2010 Level 1 or have equivalent knowledge. Knowledge of HTML or CSS is also necessary.

What will I learn?

By the end of this course you will:

- Work with content types
- Display external business data from different sources
- Use data views to display this data effectively
- Create web part pages and customise list and library forms
- Create external content types by connecting to Business Connectivity Services
- Create list, site and reusable workflows
- Migrate workflows as a web solution package
- Manage SharePoint Designer settings for user roles and actions
- Create reports

Course style

The course will be highly interactive, encouraging participation and making use of exercises. There will be the opportunity for skills practice and review in each section.

Course materials

Course manuals are provided to support the topics covered. Certificates of attendance will be presented to each delegate after the training has been completed.

Course contents

Working with Content Types

- Understand Content Types
- Locate Content Types
- Create New Content Types
- Create a Template for a Content Type

Using Data Views

- Add Sorting, Filtering and Grouping Controls
- Add Edit, Insert and Delete Links
- Use List Controls and Data Sources
- Asynchronous Updates
- Share View Styles
- Create Custom Actions

Customising List and Library Forms

- Create Customised New, Edit and Display Forms
- Edit Custom Forms in SharePoint Designer
- Edit Forms using InfoPath

Displaying External Business Data

- External Databases
- XML Web Services via SOAP
- Server Side Scripts using REST
- XML Source Files
- Linked Data Sources
- Related Item Views

Using Business Connectivity Services (BCS)

- Explore External Content Types
- Create a New External Content Type
- Create an External List Page
- Use External Lists in SharePoint Workspace and Outlook
- Business Data Columns

Basic Workflows

- Create a List Workflow
- Add Conditions and Actions
- Use Workflow Variables
- Secondary Workflows

Advanced Workflows

- Create a Re-usable Workflow
- Column and Content Type Associations
- Site Workflows
- Adjust an Out of the Box Workflow

- Export a Workflow to Visio
- Import a Workflow from Visio

Deploy Custom SharePoint Solutions

- Use List Templates
- Use Site Templates
- Create a Web Solution Package




Managing SharePoint Designer

- Central and Site Collection Administration for SharePoint Designer Settings
- Disable SharePoint Designer for Specific User Roles
- Disable Specific SharePoint Designer Actions

Working with Reports

- Use Accessibility Compatibility and CSS Reports
- Locate Broken Hyperlinks

How do I book?

-  Call us now on 020 8658 6994
-  Email us at admin@alphatraining.com
-  Find more courses at www.alphatraining.com