

## Adobe Illustrator CS5 Advanced

### Course length

1 day

### Why come on this course?

In this course you will learn how to create complex illustrations, manage colour across a range of devices, work with graphs and variables, control how illustrations appear on print and the web, and preview them on mobile devices.

### Who is it for?

This course is intended for designers, publishers, prepress professionals, marketing communications professionals, or people switching to a design job or taking on design responsibilities, who need to use Illustrator to create illustrations, logos, advertisements, or other graphic documents. You should first attend the Adobe Illustrator CS5 Level 1 course or have equivalent knowledge.

### What will I learn?

By the end of this course you will:

- Create complex illustrations
- Enhance complex illustrations
- Create a vector version of a raster graphic
- Create special effects
- Work with graphs
- Work with variables
- Prepare documents for composite and commercial printing
- Export graphics for the web and mobile devices

### Course style

The course will be highly interactive, encouraging participation and making use of exercises. There will be the opportunity for skills practice and review in each section.

### Course materials

Course manuals are provided to support the topics covered. Certificates of attendance will be presented to each delegate after the training has been completed.

### Course contents

#### Creating Complex Illustrations

- Create a Custom Shape Using Simple Shapes
- Create Perspective Drawings
- Create Compound Paths
- Offset Paths
- Erase Shapes

## Enhancing Complex Illustrations

- Organize Objects with Layers
- Create Symbols
- Create a Pattern Swatch
- Create a Mesh
- Create Custom Brushes
- Apply Color Using Live Paint
- Recolor Artwork

## Creating a Vector Version of a Raster Graphic

- Trace Artwork
- Adjust the Results of Tracing
- Create a Custom Preset
- Convert a Traced Object to Paths

## Creating Special Effects

- Apply Effects
- Create Masks
- Simplify Paths
- Create Blends
- Share Graphic Styles
- Create 3D Effects

## Working with Graphs

- Create a Graph
- Format a Graph

## Working with Variables

- Create Variables
- Create Data Sets

## Outputting Documents

- Set Up Color Management
- Preview an Overprint
- Apply Spot Colors
- Print a Composite Proof
- Create Color Separations
- Create an Adobe PDF File

## Exporting Graphics for the Web and Mobile Devices

- Convert Colors to Web-Safe Colors
- Work with Actions
- Export a File as an SWF File
- Create Slices
- Add Interactivity to an SVG File
- Preview an Illustration for Mobile Devices




# ALPHA TRAINING

DEVELOPING YOUR PEOPLE, TO GROW YOUR BUSINESS

## Extra topics if required and time permits

- New Features in Adobe Illustrator CS5
- Adobe Certified Expert (ACE) Objectives Mapping

### How do I book?

-  Call us now on 020 8658 6994
-  Email us at [admin@alphatraining.com](mailto:admin@alphatraining.com)
-  Find more courses at [www.alphatraining.com](http://www.alphatraining.com)



**Tel:** 020 8658 6994  
**Email:** [admin@alphatraining.com](mailto:admin@alphatraining.com)  
**Web:** [www.alphatraining.com](http://www.alphatraining.com)